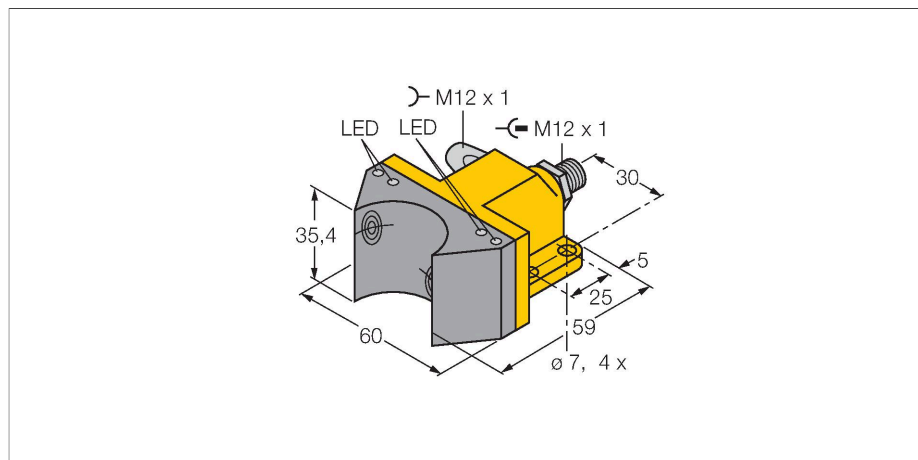


NI4-DSU35-2ASI2X4-H1140

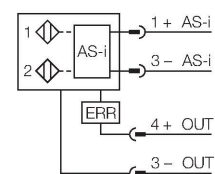
Inductive sensor – For rotary actuators



Features

- Rectangular, housing DSU35
- Plastic, PP-GF30-VO
- Two outputs for monitoring the position of rotary actuators
- Mounting on all standard actuators
- AS-Interface V3.0 certified
- Valves can be connected
- 2 x M12 connector
- 18...33 VDC

Wiring diagram

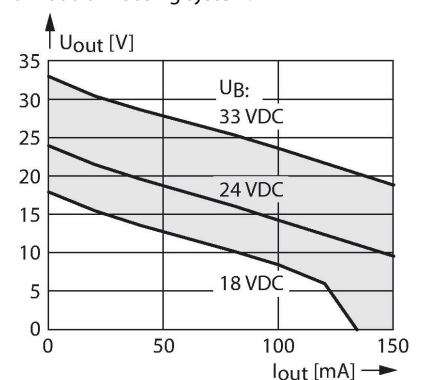


Technical data

Type	NI4-DSU35-2ASI2X4-H1140
Ident. no.	1902013
Rated switching distance	4 mm
Mounting conditions	Non-flush
Correction factors	St37 = 1; Al = 0.3; stainless steel = 0.7; Ms = 0.4
Repeat accuracy	≤ 2 % of full scale
Temperature drift	≤ ± 10 %
Hysteresis	3...15 %
Ambient temperature	-25...+70 °C
Operating voltage	18...33 VDC
No-load current	≤ 40 mA
Isolation test voltage	≤ 0.5 kV
Communication protocol	AS-Interface
Output function	2-wire, 2 × NO contact
I/O configuration (HEX) / ID code (HEX)	IO code 7 / ID code A / ID2 code 7
I/O matrix input	0 = upper sensor S01 1 = lower sensor S02 2 = wire-break at output 3 = not used
I/O matrix output	0 = output 1 1 - 3 = not used
Rotary actuators output current	≤ grounding is not allowed, residual current ≤ 0.5 mA ≤ 80
Short-circuit protection / output watchdog	yes / yes
Wire breakage protection	≤ 0.1 mA
Output LEDs	yellow: output / red: Wire-break
Switching frequency	0.03 kHz

Functional principle

Inductive sensors detect metal objects contactless and wear-free. Dual sensors are especially designed for position detection in rotary actuators. They combine the reliability of non-contact inductive sensors with the flexibility of a modular housing system.



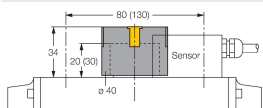
Technical data

Design	dual sensor for rotary actuators, DSU35
Dimensions	59 x 60 x 35.4 mm
Housing material	Plastic, PP-GF30, Yellow
Active area material	Plastic, PP-GF30, black
Max. tightening torque housing nut	3 Nm
Electrical connection	Connectors, M12 x 1
Valve connection	Connector, M12 x 1
Vibration resistance	55 Hz (1 mm)
Shock resistance	30 g (11 ms)
Protection class	IP67
MTTF	272 years
Switching state	2 x LEDs, Yellow/Yellow

Accessories

BTS-DSU35-EB1

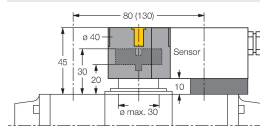
6900225



Actuation kit (puck) for dual sensors; end position damped; hole pattern on receptacle surface: 80 x 30 mm and 130 x 30 mm; connection shaft (shaft extension) height: 20 mm (30 mm)/Ø: max. 30 mm

BTS-DSU35-Z01

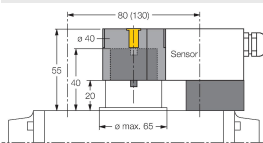
6900229



Mounting kit for dual sensors for larger rotary actuators; Ø spacer plate and snap ring: max. 65 mm; hole pattern on receptacle surface: 30 x 80 mm (30 x 130 mm); connection shaft (shaft extension) height: 20 mm/Ø: max. 30 mm

BTS-DSU35-Z02

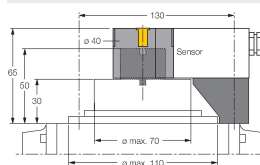
6900230



Mounting kit for dual sensors for larger rotary actuators; Ø spacer plate and snap ring: max. 65 mm; hole pattern on receptacle surface: 30 x 80 mm (30 x 130 mm); connection shaft (shaft extension) height: 20 mm (30 mm)/Ø: max. 40 mm

BTS-DSU35-Z03

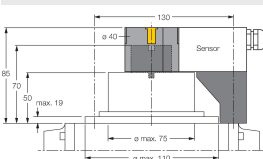
6900231



Mounting kit for dual sensors for larger rotary actuators; Ø spacer plate and snap ring: max. 110 mm; hole pattern on receptacle surface: 30 x 130 mm; connection shaft (shaft extension) height: 30 mm/Ø: max. 70 mm

BTS-DSU35-Z07

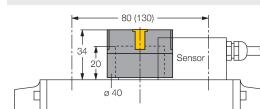
6900403



Mounting kit for dual sensors for larger rotary actuators; Ø spacer plate and snap ring: max. 110 mm; hole pattern on receptacle surface: 30 x 130 mm; connection shaft (shaft extension) height: 50 mm/Ø: max. 75 mm

BTS-DSU35-EBE3

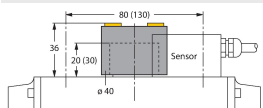
6901070



Actuation kit (puck) for dual sensors; end position damped; "open" and "closed" switchpoint adjustable; hole pattern on receptacle surface: 80 x 30 mm and 130 x 30 mm; connection shaft (shaft extension) height: 20 mm/Ø: max. 30 mm

BTS-DSU35-EU2

6900455



Actuation kit (puck) for dual sensors; end position undamped for clockwise and counter-clockwise drives; hole pattern on flange surface 80 x 30 mm and 130 x 30 mm; connection shaft (shaft stud) height 20 (30) mm / Ø max. 30 mm